A WORLD LEADER IN DIGITAL EXPLORATION

Corporate Presentation

TSXV: WIN

February 2020

WINDFALL GEOTEK

DISCLAIMER

This presentation includes certain statements that may be deemed forward looking. All statements in this discussion, other than statements of historical fact, which address future opportunities, potential, activities and events or developments that the Company expects, are forward looking statements.

Such forward-looking statements include, without limitation: **(i)** estimates of future mineral prices, supply, demand and/or production projections; **(ii)** estimates of future cash costs; **(iii)** estimates of future capital expenditures; **(iv)** estimates regarding timing of future identification, development, construction, production or closure activities; **(v)** statements regarding future exploration results; **(vi)** statements regarding cost structure, project economics, or competitive position, **(vii)** statements regarding application of advanced technologies including references to algorithms, artificial intelligence and/or machine learning, and; **(viii)** statements comparing the Company's impact towards the discovery of mines, projects or metals.

COMPANY EXPECTATIONS

Although the Company believes the expectations expressed in such forward looking statements are based on reasonable assumptions, such statements are not guarantees of future performance and actual results or developments may differ materially from those in the forward looking statements. Factors that could cause actual results to differ materially from those in forward looking statements include market prices, exploitation and exploration successes, continued availability of capital and financing, and general economic, market or business conditions. Investors are cautioned that any such statements are not guarantees of future performance, that the Company expressly disclaims any responsibility for revising or expanding the forward-looking statements to reflect actual results or developments, and that actual results or developments may differ materially from those projected, in the forward-looking statements, except as required by law.

© 2019 Windfall Geotek. All rights reserved.

PROVEN TECHNOLOGY AROUND THE GLOBE

Over 15 years in-market with over 90 projects successfully completed.

From gold, kimberlites, copper, zinc, nickel, silver, REE, and more.

In Australia, Brazil, Burkina Faso, Chile, Dominican Republic, Haiti, Mexico, New Brunswick, ,Newfoundland, Ontario, Quebec and Tanzania

Windfall Geotek's CARDS platform has an enviable record of repeated success with over 32 discoveries.

© 2019 Windfall Geotek. All rights reserved.

THE TEAM

The Team

An experienced group of individuals with extensive knowledge in AI driven by a passion of making a difference.

DINESH KANDACHATHA (March 2019)

Dinesh has over 20 years experience in security start-ups (TSX-PAT-Patriot One Technologies) and early-stage companies, having raised in excess of $100M dollars equating over $1B in shareholder value. He has overseen multiple IPOs and acquisitions, serving as an officer or director of many successful technology companies.

MICHEL FONTAINE(January 2005)

Michel has over 30 years experience within the financial and mining industries. Joined the company in 2005 as VP, Business Development. Previous positions include serving as VP in the Forex exchange market and as a Financial advisor at a major Canadian securities firm focused on the mining sector.

.

Reputable Geologists, Geophysicist, Data miners, Business Analysts, Statisticians etc.

Windfall Geotek's technology team have been in place since the inception of CARDS(15 years), a major component of our success.

© 2019 Windfall Geotek. All rights reserved.

MANAGEMENT

Michel Fontaine

President & CEO

Michel has over 30 years experience within the financial and mining industries. Joined the company in 2005 as VP, Business Development. Previous positions include serving as VP in the Forex exchange market and as a Financial advisor at a major Canadian securities firm focused on the mining sector.

Dinesh Kandanchatha

Chairman

Brings over 20 years of experience in security start-ups and early-stage companies, having raised in excess of $100M dollars equating over $1B in shareholder value. He has overseen multiple IPOs and acquisitions, serving as an officer or director of many successful technology companies.

© 2019 Windfall Geotek. All rights reserved.

BOARD MEMBERS

Andre Larente

Director

President of Diagnos Inc., previously held senior management positions with companies such as Siemens, Syscan International, Newbridge Networks, Legent, Cognos, Tandem Computers and Honeywell Information Systems.

Jacques Letendre

Director

Served 12 years with De Beers Canada as project geologist and exploration manager. He established and managed Golden Star Resource's diamond division in Guyana and participated in the start-up and management of Majescor Resources Inc. and was President of North American Minerals Group, a private Company.

© 2019 Windfall Geotek. All rights reserved.

Our clients using CARDS AI since 2005

reserved.

The Opportunity

Applied Machine Learning Technology. Advanced “predictive analytics” based on artificial intelligence (AI) modelling.

HIGHLIGHTS

Fast Results

Immediate savings of 3-5% on exploration and development costs without any large-scale capital investment. As results develop additional data, savings can easily increase to 10% or more. **But that’s just the beginning…**

With Benefits

De-risking the exploration approach. 100% Data Driven - Creating value to existing discoveries. Enhancement of exploration areas and drill target accuracy. Reduces exploration time-frame from several years to months by ‘shrinking’ exploration areas by 90%

We Partner for Success

Through financing and investment support Windfall Geotek participates in select projects. Integrated support is a practical demonstration of confidence and a means to self-funding growth.

© 2019 Windfall Geotek. All rights reserved.

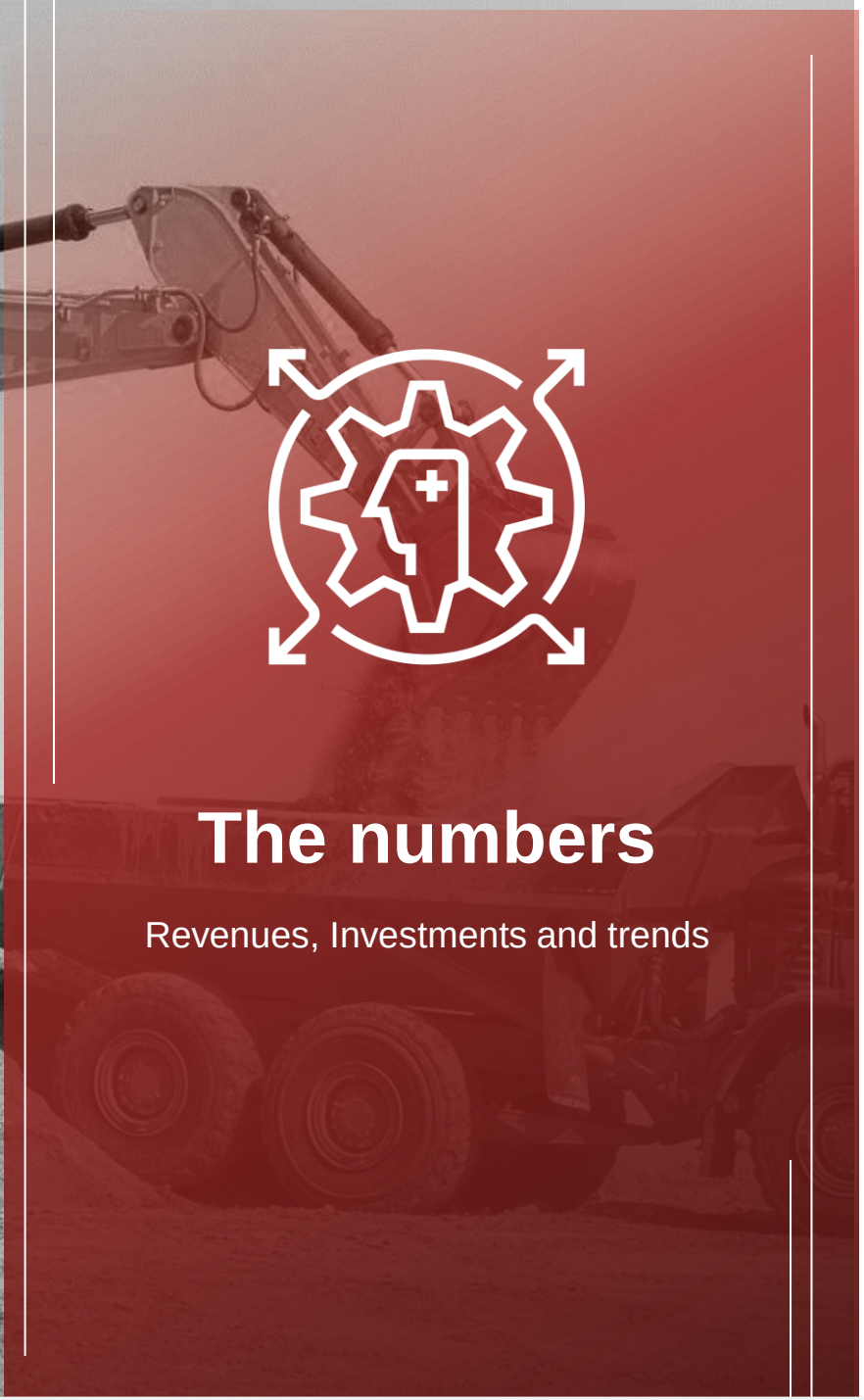

The numbers

Revenues, Investments and trends

THE NUMBERS

Past Results

Close to $16M in signed service contracts, best year revenue at $2.4M, to date in excess of $4.7M invested in CARDS AI Solution. **But that's just the beginning…**

Clients Discoveries

32 discoveries with PROVEN and TANGIBLE results , DE-risking investment have a direct influence on bottom-line performance.

Bright future

Windfall Geotek's new business model is the right answer to current market conditions, on target to easily surpass previous results. To date for the current fiscal year, **860K** in signed contracts with over **1.2M** in the pipeline and 750K worth of clients shares.

© 2019 Windfall Geotek. All rights reserved.

CARDS – A PROJECT GENERATOR

Computer **A**ided **R**esource **D**etection **S**ystem

Windfall Geotek employs its proprietary CARDS platform to identify a high statistical probability of identification within known areas of mineralisation.

In combination with modern exploration techniques, CARDS is a useful tool to increase efficiencies by limiting target areas for exploration.

It's also an extremely useful tool to secure investments.

Generate added value to existing geophysical, geochemical and geological data.

Employs over 500 variables to detect patterns in a multi dimensional dataset.

Creates prospectivity maps that can be easily integrated in GIS such as **ArcGIS, Oasis Montaj and MapInfo**.

Results can be used as a marketing tool to attract exploration investment.

© 2019 Windfall Geotek. All rights reserved.

CARDS STEP 1

Database Preparation

GEOREFERENCED DATA

TRAINING POINTS

(ASSAY DATA)

X,Y Coordinates of Known
Drill Holes and rocks sample assays

VARIABLES (GRIDS)

USING PLANES, HELICOPTERS and DRONES

CARDS STEP 2

Database Preparation

MODEL SETUP

GEOREFERENCED DATA

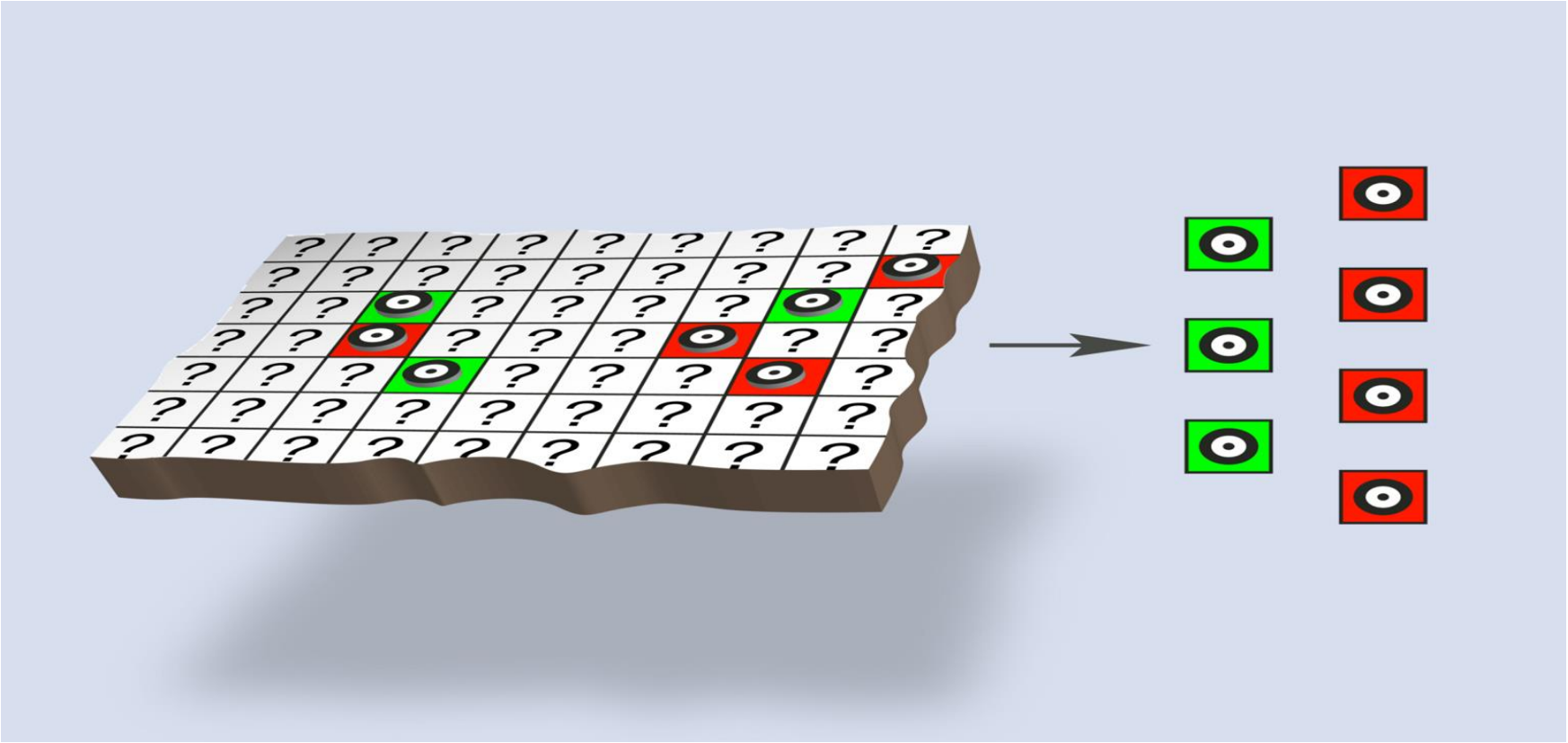

- Generate a signature that discriminates between known positive training points(assays) and negative training points(assays); Assays provided by diamond drilling and rock samples
- Giving each cell a probability between 0 and 1 that measures its similarity to known positives points.

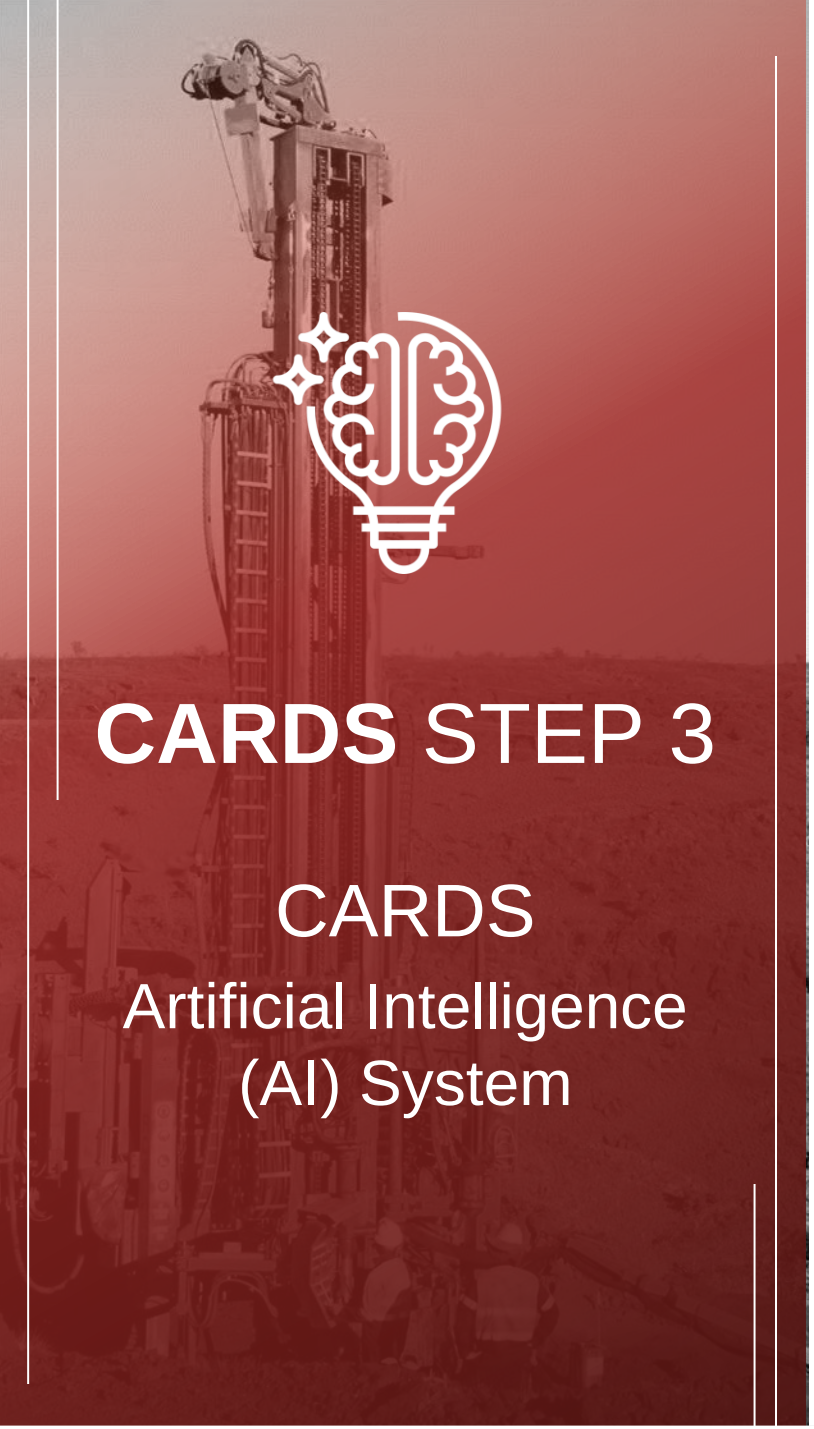

CARDS STEP 3

CARDS
Artificial Intelligence
(AI) System

CARDS is a proven tool that uses AI (machine learning) and Data Mining for:

- Identification of new areas with **a** high likelihood of hosting **the same geological context in order to find similar mineralisation**
- Making the benefit from **adapted** great strides in the areas of data mining, machine learning and signature recognition such as:

  - Aggregation of georeferenced models (created by Windfall Geotek)
  - C-Cluster (created by Winfall Geotek)
  - Random Forest, Boosting, etc.
  - Deep Learning

© 2019 Windfall Geotek. All rights reserved.

CARDS STEP 3

Prediction Scoring Engine

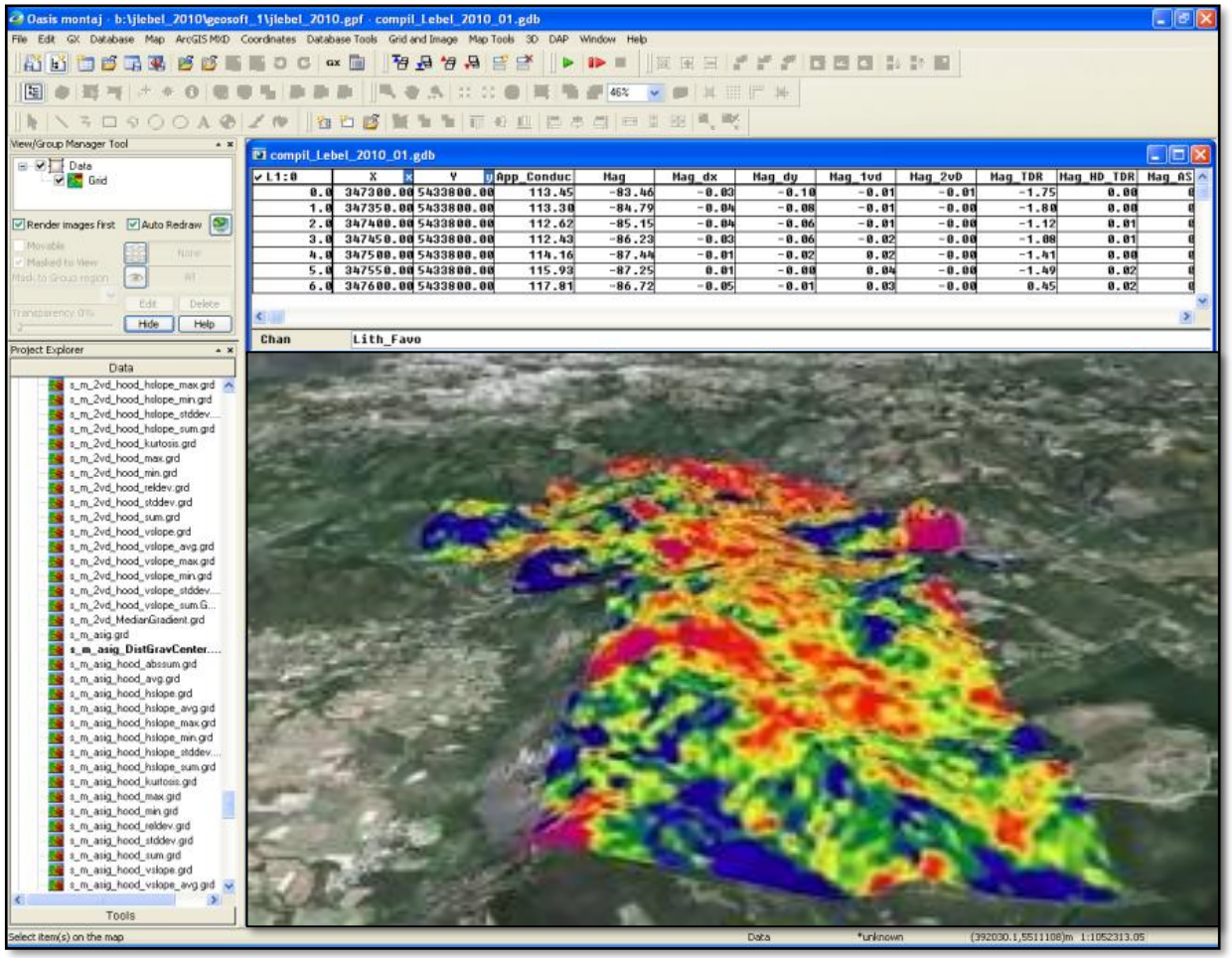

- Scores each cell to find the new pattern signatures detected by AI.
- We are talking about DATA MINING

© 2019 Windfall Geotek. All rights reserved.

CARDS STEP 4

Scoring engine,Interpretation & Presentation

STATISTICAL TRAINING PROCESS

SCORING PROCESS

PROSPECTIVITY MAP

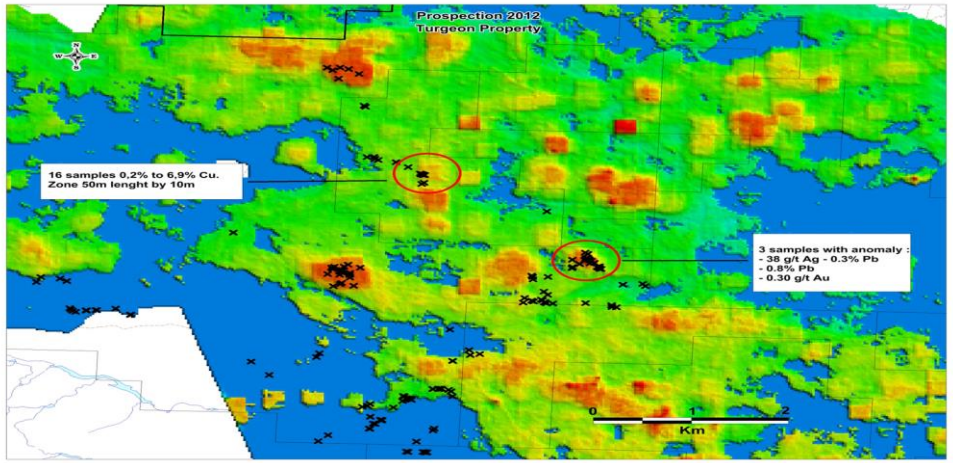

© 2019 Windfall Geotek. All rights reserved.

A.I. SECTOR GROWTH

The AI market is developing on the growth of big data.

Artificial Intelligence has seen massive and rapid development through extraordinary advancements of various neural platforms commonly referred to as 'Machine Learning.'

The rapid uptake of AI in end-use enterprises such as retail and business analysis is expected to grow substantially.

The AI market for services and manufacturing continue to grow at highest CAGR with North America holding the largest market share, with APAC markets demonstrating highest growth.

Artificial Intelligence in Market by Offering (Hardware, Software, and Services), Technology (Machine Learning, Context-Aware Computing, NLP, and Computer Vision) was valued at USD $5 Billion in 2017 and likely to reach over **USD $40 Billion by 2025**, at a CAGR of nearly 30% during the forecast period.

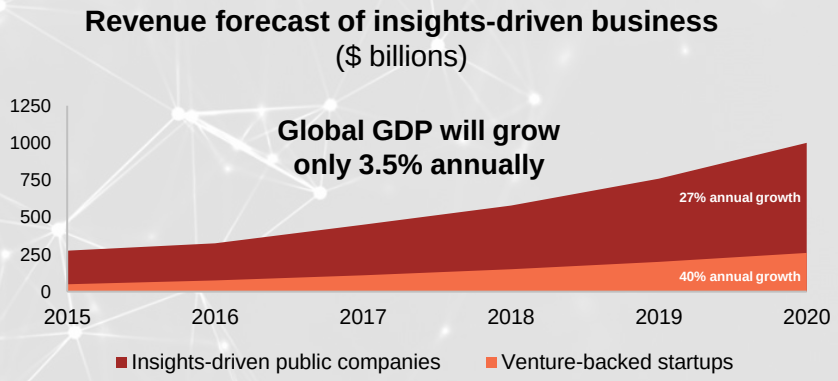

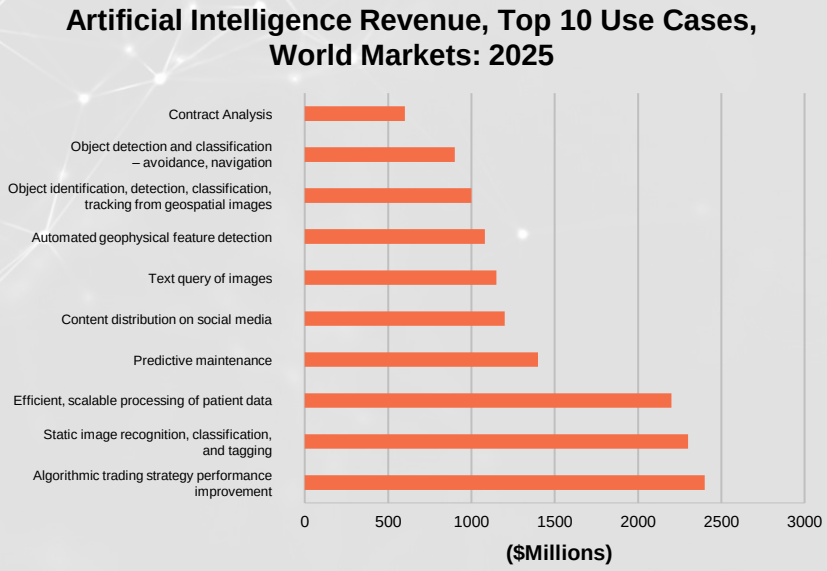

© 2019 Windfall Geotek. All rights reserved.

EXPLORATION COSTS

Mineral Exploration: **Fortunes Go to the Few**

Discovering new sources of minerals, such as **base metals**, gold, or even cobalt, can be notoriously difficult but also very rewarding.

According to industry sources, the chance of finding a new deposit is around 0.5%, with odds improving to 5% if exploration is conducted near to a known resource.

As a whole, mineral exploration has not been a winning prospect when one compares total dollars spent and the actual value of the resulting discoveries.

Windfall Geotek aims to improve the odds.

Region	Exploration Spent	Est. Value of Discoveries	Value/ Spent ratio
Australia	$13 billion	$13 billion	0.97
Canada	$25 billion	$19 billion	0.77
USA	$10 billion	$5 billion	0.48
Latin America	$33 billion	$19 billion	0.57
Pacific/SE Asia	$8 billion	$4 billion	0.49
Africa	$20 billion	$23 billion	1.19
Western Europe	$4 billion	$2 billion	0.42
Rest of World	$27 billion	$8 billion	0.32
Total	**$140 billion**	**$93 billion**	**0.57**

© 2019 Windfall Geotek. All rights reserved.

BENEFITS

01 CARDS uses Open Data from around the globe.

02 The more data available, the more reliable the results.

03 No need to travel or drill to make a hypothesis about a possible underground source.

04 Unclaimed greenfield projects can be assessed discreetly, allowing for timely and cost-effective acquisitions.

05 **Windfall Geotek puts skin in the game**. We put our money where our mouth is. We partner and invest when project attributes warrant participation.



……WHERE WILL DINESH TAKE US & WHY

© 2019 Windfall Geotek. All rights reserved.

ANTI-PERSONNEL MINE DETECTION
Security division

01 It is estimated that there are **110 million landmines in the ground right now**. An equal amount are stockpiled waiting to be deployed or destroyed

02 Every day approximately **10-15 people around the world lose their lives** or are maimed to an APM. This means that about 4,200 people are hurt or killed worldwide every year. 35-42% are children.

03 Approximately **82 countries around the world** are contaminated by APMs.

04 **The average cost of locating and clearing landmines is US$ 2.25 / m2** and the average area searched to find one mine is approximately 2,500 m2. This leads to a unit location and clearing cost of US $ 5,625 per mine=$7,500 CAD

05 The potential market = 100 million Anti-Personnel Mines X $7,500 CAD = **$750 Billion CAD……**

06 **Greater potential** to employ Drones around borders, mines, towns, etc.…..

WINDFALL GEOTEK

ANTI-PERSONNEL MINE DETECTION

07 **The complex algorithms** used for mineral exploration can be also adapted for the detection of Anti-Personnel Mines

08 In general all anti-personnel mines **include some metal parts**

09 The magnetic field may be **disturbed by a metal object**

10 The consequence is a **higher power consumption** or a change in the magnetic field

12 The magnetic airborne surveys by drones **using RTK (Real time Kine- by matic)** to identify these magnetic anomalies in the ground

13 **RTK=cm spacing line**

Assortment of the most anti-personnel mines

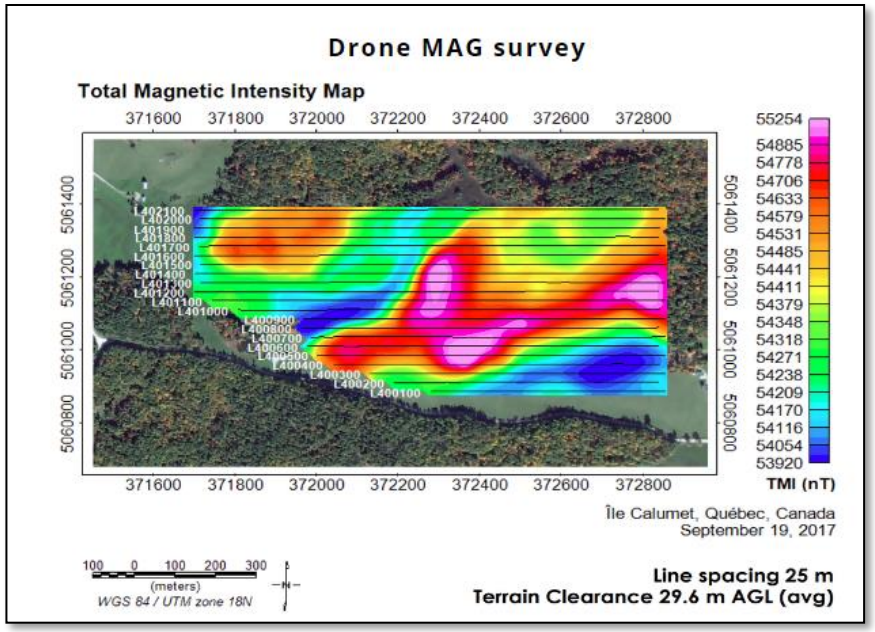

© 2019 Windfall Geotek. All rights reserved.

CARDS STEP 1

Database Preparation

GEOREFERENCED DATA

TRAINING POINTS

(ASSAY DATA)

X,Y Coordinates of Known Anti-Personnel Mines

VARIABLES (GRID)

USING DRONES

GEOPHYSICS

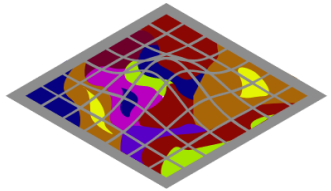

- UAV Magnetic Data
- Ground Penetrating Radar (GPR) Data
- Hyperspectral Data
- Infrared Data

TOPOGRAPHY



- Digital Elevation Model Data
- Lidar Data
- Satellite Imagery

© 2019 Windfall Geotek. All rights reserved.

TARGET MARKETS

Juniors (and many mid-size) mining companies lack the financial capacity to fund mine development and need to raise additional equity. For this reason, junior companies often sell a promising project to a larger company. Despite their small size, junior companies are responsible for the majority of exploration expenditures worldwide

As equity financing is the typical driver for mineral exploration, Windfall Geotek views junior to mid-size miners as ideal partners to introduce innovative practices and economics in order to propel projects of merit. As such we are seeking to invest in projects with the highest potential

Majors, since most of them are already investing in AI we have identified an opportunity to create **strategic alliances** to help them build their internal capacity in the form of knowledge sharing while work is being conducted on their projects. We are already engaged with a few of the top 10.

Landmines, considering the size of this segment of the market, we are at the stages of identifying primary opportunities such as a multi million dollar project in Yemen.

Projected Revenue 2020

Juniors
$ Million
$1.5

Majors
$ Million
$1.5

Landmines
TBD

Total +- $3.0M CAD

© 2019 Windfall Geotek. All rights reserved.

CORPORATE

Powered by Artificial Intelligence(AI) since 2004

Trading symbol: WIN (TSX Venture)

Staff: A team of 7 devoted, highly educated and experienced individuals including Masters in Business Intelligence, Masters in Computer Sciences, PhD's in Math and AI, PhD's in Geology and Geophysicist

Burn rate: approx. $50K/month

Cash: approx. $800,000 CDN

Shares outstanding: 72,615,010

Fully diluted: 84,773,702

Board of Directors: Dinesh Kandanchatha Chairman, Michel Fontaine, Jacques Letendre, André Larente Directors

WINDFALL GEOTEK

© 2019 Windfall Geotek. All rights reserved.

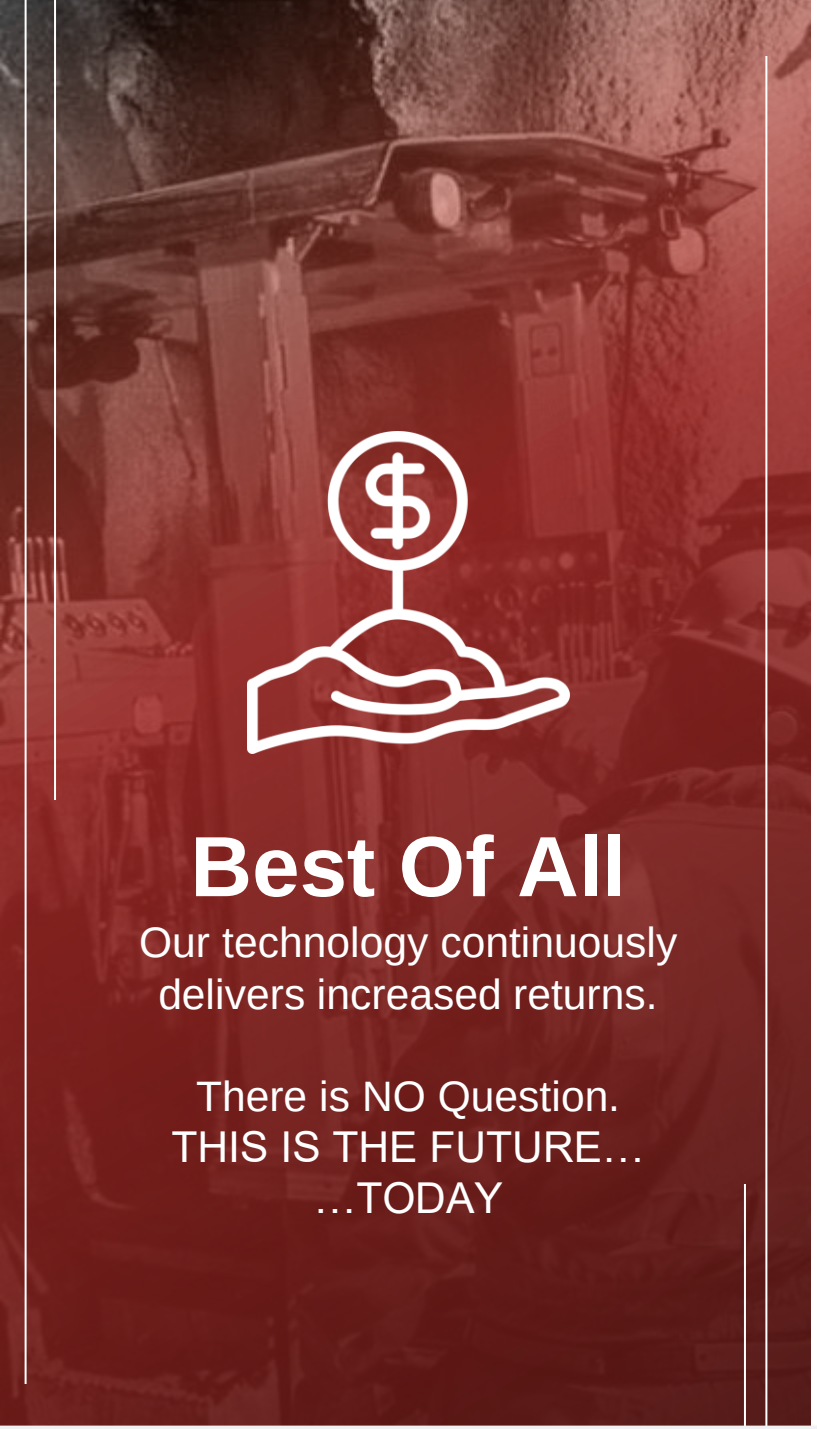

Best Of All

Our technology continuously delivers increased returns.

There is NO Question.
THIS IS THE FUTURE…
…TODAY

SUMMARY

01 **Artificial Intelligence Is The Key**
And it keeps on getting smarter everyday

02 **A Proven Technology**
Over 15 years of service building confidence

03 **Guaranteed Returns**
The economics are certain. We can prove it.

04 **Saves Time And Money**
Both near and long term value assured

05 **Increases Accuracy**
Drill smarter, faster and achieve better outcomes

06 **Downstream Savings**
More than just finding drill targets, we improve overall project results

07 **Project Your Future**
Employ the best technology & strategy for success.

© 2019 Windfall Geotek. All rights reserved.

Let us show you how to UNLOCK the BLUE SKY POTENTIAL of your investment

Windfall Geotek Inc.
7005 Taschereau Boulevard,
Suite 340, Brossard, Québec, J4Z 1A7
450-678-8882 Ext.222
michel@windfallgeotek.com
www.windfallgeotek.com

TSXV: WIN

WINDFALL GEOTEK